





# November 2024

Sunday	Monday	Tuesday	Wednesday	Thursday	Friday	Saturday
<p>This week's theme: Community Workers</p>					<p>1. Do a community helpers craft</p> <p><a href="#">Community Helpers Craft - Template Included - Messy Little Monster</a></p>	<p>2. Read "Let's Meet a Doctor" this weekend</p> 
<p>3. This week's theme: Kind and Helpful Me</p>	<p>4. Ask your child:</p> <ul style="list-style-type: none"> <li>-What is something you can do to be helpful?</li> <li>-What does it mean to be kind?</li> </ul>	<p>5. Talk about what it means to be kind.</p> <p><a href="#">Trash or Kindness Game to Understand Kindness (coffeeandcarpool.com)</a></p>	<p>6. Make pumpkin fluff</p> <p><a href="#">Pumpkin Fluff Sensory Activity (teachingmama.org)</a></p>	<p>7. Make a list of kind acts that you can do for other people and do some together!</p>	<p>8. Draw a picture for a veteran and send it to the VA.</p>	<p>9. Read "Kindness is my Superpower" this weekend</p> 
<p>10. This week's theme: Eating Well</p>	<p>11. Ask your child:</p> <ul style="list-style-type: none"> <li>-What is your favorite fruit?</li> <li>-What kinds of foods keep you healthy?</li> </ul>	<p>12. Make a healthy meal together</p>	<p>13. World Kindness Day</p> <p>Activity: Do a random act of kindness</p>	<p>14. Plan your Thanksgiving meal together!</p>	<p>15. Make fall leaf sun-catchers</p> <p><a href="#">Easy Fall Leaf Sun-catchers - Fox Farm Home</a></p>	<p>16. Read "Eat Health, Feel Great" this weekend</p> 
<p>17. This week's theme: Active Me</p>	<p>18. Ask your child:</p> <ul style="list-style-type: none"> <li>-What can you do to stay active?</li> <li>-What is your favorite outdoor activity?</li> </ul>	<p>19. Play a board game with your child and talk about what they learned from the game.</p>	<p>20. Do a turkey movement activity</p> <p><a href="#">Turkey Music and Movement Activities - Sing Play Create</a></p>	<p>21. Do a workout together and talk about how your bodies feel after</p>	<p>22. Play with tape</p> <p><a href="#">6 Different Activities for 6 Lines of Tape - Hands On As We Grow®</a></p>	<p>23. Read "Get Up and Go!" this weekend</p> 
<p>24. This week's theme: Living vs. Non-living</p>	<p>25. Ask your child:</p> <ul style="list-style-type: none"> <li>-How can you tell if something is living?</li> <li>-What is needed to be alive?</li> </ul>	<p>26. Look for things around the house that are living and non-living</p>	<p>27. Make hand turkeys out of construction paper</p>	<p>28. Thanksgiving</p> <p><b>Closed</b></p> <p><b>Talk about what you are thankful for!</b></p>	<p>29. Do a melting turkey</p> <p><a href="#">Simple Melting Turkey Thanksgiving Science Experiment for November (123homeschool4me.com)</a></p>	<p>30. Read "Living Things and No-Living Things" this weekend</p> 